

FramelessGlass

CS TrackSystems are an innovative range of track systems designed for a multitude of sliding doorway applications.

The **CS Frameless Glass** clamp system is designed to take frameless glass sliding doors of 3/8" or 1/2" thickness. The clamp is compatible with all of the standard CS tracks.

Use this system for a distinctive, smooth running, reliable frameless glass sliding door.

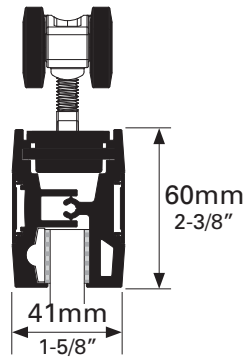


Pocket doors with CS Frameless Glass track systems.



CS Frameless Glass clamp system.

Technical Information




CS Frameless Glass clamp with M8 carriage

Clamp Finish:	Clear anodized
Glass Thickness:	10mm (3/8") or 12mm (1/2")
Max Door Weight:	240kg (500lb)
Carriage Pack:	M8 only

CS Frameless Glass Clamp Features

Our engineers focus on constantly developing new products and refining existing ones. That's why our products come with a number of unique features:



CS Frameless Glass clamp system with CS Pocket track, M8 carriage and mounting plate

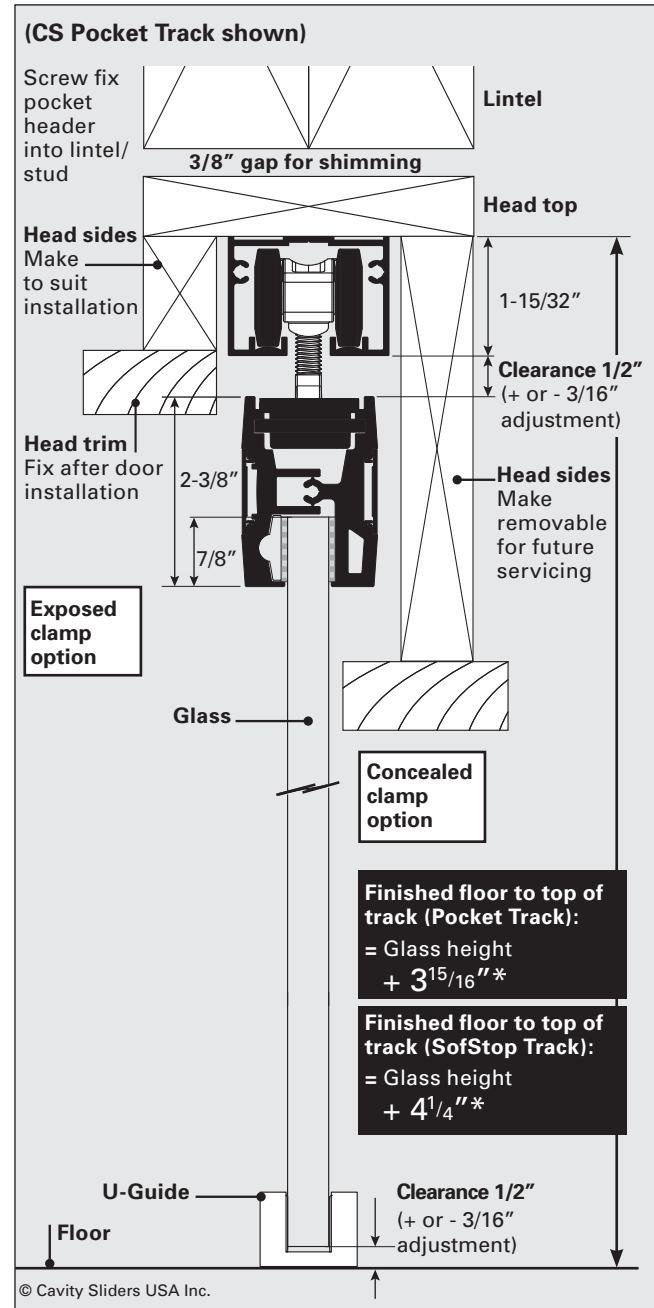
- 1** Compatible with all of the standard CS tracks (ordered separately)
- 2** M8 body made from cast stainless steel for strength and reliability. 4-wheel carriages are standard on all doors over 200lb
- 3** CarriSnap™ quick release system allows the door to be removed easily from track
- 4** Glass clamp rail
- 5** Removable end cap

How to Order

The CS Frameless Glass clamp system is compatible with all of the standard CS tracks (ordered separately).

- 1. Specify clamp length**
(available in 2, 3, 4, 5 and 6' pre-cut lengths)
- 2. Choose number of M8 (500lb) carriage packs**
(one per door - includes carriages, mounting plates, fixing screws, adjusting wrench and installation instructions)
- 3. Specify Frameless Glass U-Guide**
(one per door - suits 3/8" and 1/2" glass)

Suggested Assembly Detail



*Assuming 1/2" middle carriage height adjustment and 1/2" floor clearance