

BarnDoorTrack

CS TrackSystems are an innovative range of track systems designed for a multitude of sliding doorway applications.

CS BarnDoorTrack is suitable for surface sliding applications where there is enough strength in the wall to side mount a track above an opening. It is designed to offer adjustability of the door out from the wall. This allows for clearance with baseboards and casings without an unsightly head spacer.

Installation is quick and easy as the track bracket is supplied with pre-machined fixing slots. The track is pre-finished black anodized and supplied with fixing bracket, stops, door hangers and T-Guide.

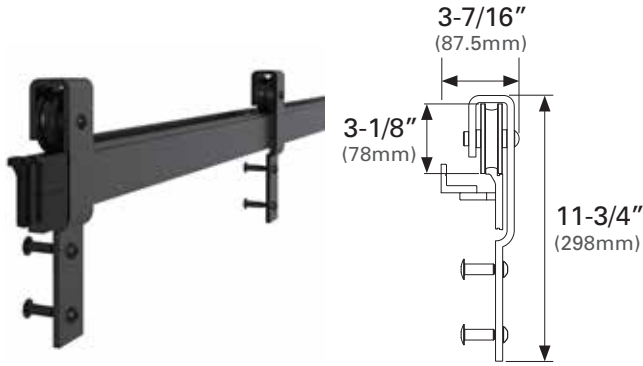


CS BarnDoorTrack and door hangers

AVAILABLE WITH:
 SofStop® Soft Close / Soft Open

CS BarnDoorTrack with black anodized finish.

 TrackSystems



Technical Information

Track Finish:	Black Anodized
Max. Door Weight (per track):	650 lb
Max. Door Weight (SofStop):	264 lb
Min. Door Thickness:	1-1/4"

Design Features & Options

- Track is high-quality, heavy duty extruded aluminum.
- Black Anodized finish.
- Track can be easily adjusted to allow for different wall clearances with baseboard & moulding.
- No exposed fasteners gives a clean look.
- Ultra smooth running acetal wheels.
- Pre-machined mounting holes. Additional holes can be drilled on site to match studs.
- Anti-jump system ensures wheels cannot jump off the track.
- Maximum weight per track: 650lb (see installation notes).
- SofStop® 264 lb soft close / soft open kit available (suitable for retrofit).

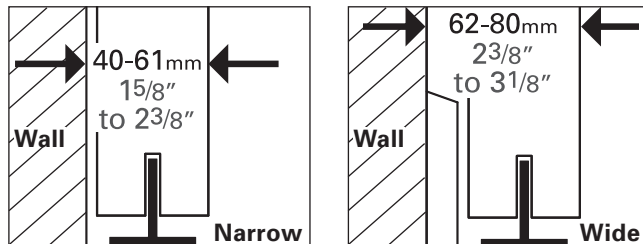
Installation Notes

The stud wall must be level and solid enough to support the door weight. This track is supplied with coach screws suitable for use with timber framing. For fixing to concrete walls, masonry anchors must be used.

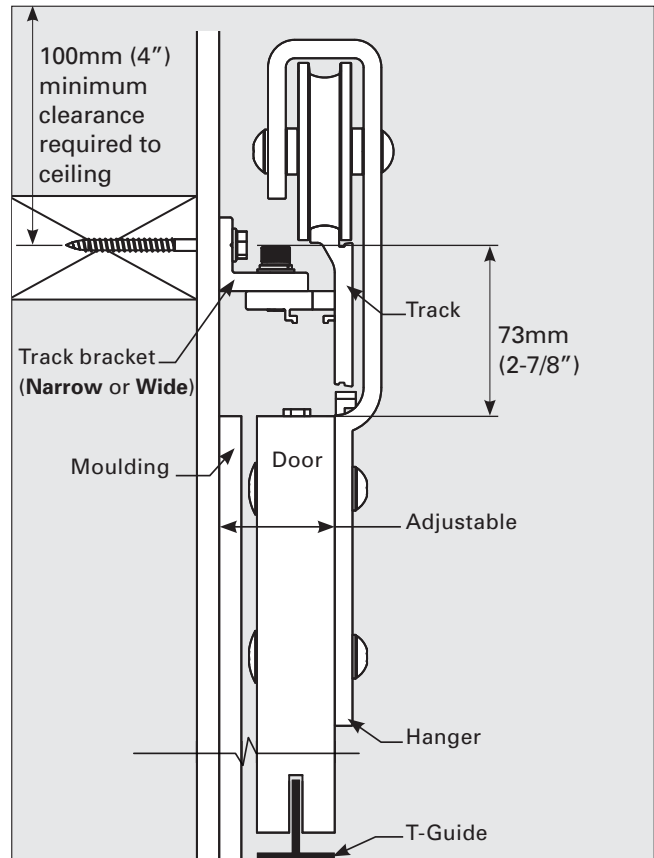
Determine overall thickness

This track system is supplied with either a Narrow or Wide track bracket which must be specified at time of order. The bracket can be adjusted to suit an overall thickness of door + gap + moulding of:

1-5/8" to 2-3/8" (40 - 61mm)(**Narrow** option) or
2-3/8" to 3-1/8" (62 - 80mm)(**Wide** option).



Fixing Detail



How to Order

- Specify track length**
(available in 5, 6, 7, 8, 10, 13, 14, 15, 16, 17, 18 and 19' pre-cut lengths)
- Choose Narrow or Wide bracket**
- Select hanger packs** (one pack per door)
- Select SofStop packs**
(2 packs required for soft open & close. Max. door weight 264 lb)